

HISTORY REPORT

Introducing our new CCC report

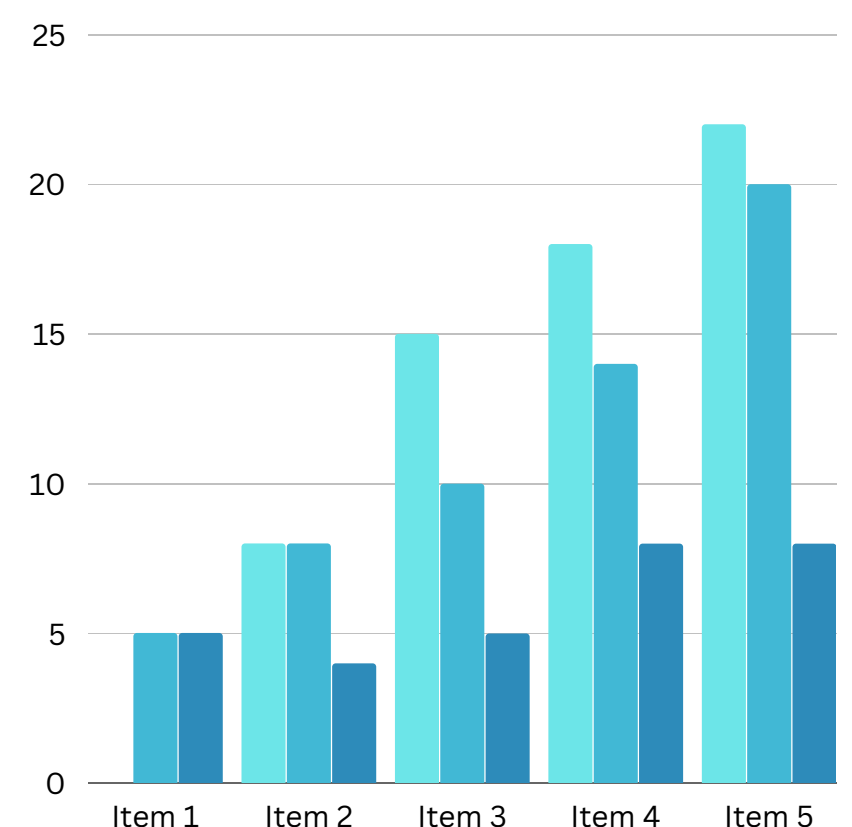



BLUE NORTH
THINKING. FUTURE

WHAT IS THE HISTORY REPORT?

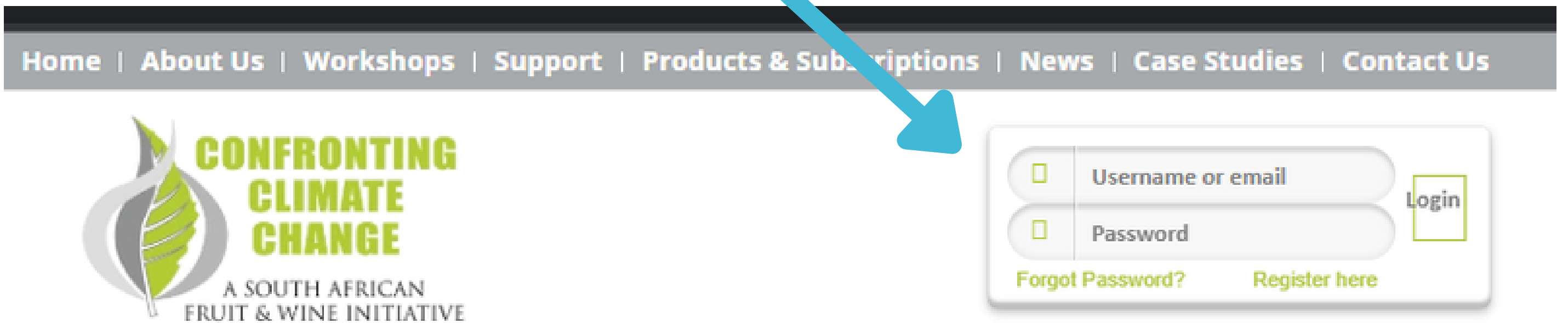


- Allows you to track your CO₂e emissions over multiple years.
- Displays all your B graded datasets on one graph, allowing you to understand your long-term trends and better plan and implement your reduction targets.
- Total CO₂e emissions, CO₂e emissions per commodity or per boundary, product carbon footprint and consumption history can all be viewed.



HOW CAN I ACCESS THE HISTORY REPORT?

1 Login at www.climatefruitandwine.co.za



2 Click on History Report next to the relevant Business unit to access the report

The screenshot shows a table with columns: Business Unit Name, Province, Area, Edit Business Unit, Manage Users, History Report, and Delete. A green box highlights the 'History Report' button for the 'Example 2' row. A blue arrow points from the text above to this button.

Business Unit Name	Province	Area	Edit Business Unit	Manage Users	History Report	Delete
Example 2	Western Cape	Elgin	Edit Business Unit	Manage Users	History Report	Delete
Example 1	Western Cape	Stellenbosch	Edit Business Unit	Manage Users	History Report	Delete
Mooiberge test	Western Cape	Stellenbosch	Edit Business Unit	Manage Users	History Report	Delete
Mount Cedar test	Western Cape	Ceres / PA Hamlet	Edit Business Unit	Manage Users	History Report	Delete

3 View and download the report to use in carbon reduction and management plans

